

**PARK COLLEGE OF ENGINEERING AND TECHNOLOGY
KANIYUR, COIMBATORE**

**ANNUAL QUALITY ASSURANCE REPORT (AQAR)
FOR
2017-18**

Submitted to



राष्ट्रीय मूल्यांकन एवं प्रत्यायन परिषद्
विश्वविद्यालय अनुदान आयोग का स्वायत्त संस्थान

NATIONAL ASSESSMENT AND ACCREDITATION COUNCIL

An Autonomous Institution of the University Grants Commission
P. O. Box. No. 1075, Opp: NLSIU, Nagarbhavi, Bangalore - 560 072 India

ANNUAL QUALITY ASSURANCE REPORT FOR 2017-18

PART – A

1.Details of the Institution

1.1 Name of the Institution	PARK COLLEGE OF ENGINEERING AND TECHNOLOGY
1.2 Address Line 1	AVINASHI ROAD (NH 47)
Address Line 2	KANIYUR
City/Town	COIMBATORE
State	TAMILNADU
Pin Code	641659
Institution e-mail address	info@park.ac.in
Contact Nos.	0421 - 2334786, 0421 - 2911100
Name of the Head of the Institution:	DR. G. MOHAN KUMAR
Tel. No. with STD Code:	0421 - 2911200
Mobile:	+91 94437 43348
Name of the IQAC Co-ordinator:	DR. R. VADIVEL
Mobile:	+91 94437 43342
IQAC e-mail address:	drgmk@park.ac.in
1.3 NAAC Track ID	
1.4 NAAC Executive Committee No. &Date:	EC/44/A&A/11 dated 04-02-2008
1.5 Website address:	www.pcet.ac.in
Web-link of the AQAR:	http://www.pcet.ac.in/AQAR2016-17.pdf

1.6 Accreditation Details

Sl.No.	Cycle	Grade	CGPA	Year of Accreditation	Validity Period
1	1 st Cycle	B	2.73	2008	5 years
2	2 nd Cycle	A	3.08	2016	5 years

1.7 Date of Establishment of IQAC:

18/03/2008

1.8 AQAR for the year

1.9 Details of the previous year's AQAR submitted to NAAC after the latest Assessment and Accreditation by NAAC

- i. AQAR 2008-09 Submitted to NAAC on 10/08/2009
- ii. AQAR 2009-10 Submitted to NAAC on 06/09/2010
- iii. AQAR 2010-11 Submitted to NAAC on 18/08/2011
- iv. AQAR 2011-12 Submitted to NAAC on 10/08/2012
- v. AQAR 2012-13 Submitted to NAAC on 19/08/2013
- vi. AQAR 2013-14 Submitted to NAAC on 20/08/2014
- vii. AQAR 2014-15 Submitted to NAAC on 21/08/2015
- viii. AQAR 2015-16 Submitted to NAAC on 18/08/2016
- ix. AQAR 2016-17 Submitted to NAAC on 21/08/2017

1.10 Institutional Status

University State Central/Deemed Private

Affiliated College Yes No

Constituent College Yes No

Autonomous college of UGC Yes No

Regulatory Agency approved Institution Yes No

(eg. AICTE, BCI, MCI, PCI, NCI)

Type of Institution Co-education Men Women

Urban Rural Tribal

Financial Status Grant-in-aid UGC 2(f) UGC 12B

Grant-in-aid + Self Financing Totally Self-financing

1.11 Type of Faculty/Programme

Arts Science Commerce Law PEI (PhysEdu)

TEI (Edu) Engineering Health Science Management

Others (Specify)

-

1.12 Name of the Affiliating University (*for the Colleges*)

Anna University, Chennai

1.13 Special status conferred by Central/ State Government-- UGC/CSIR/DST/DBT/ICMR etc

Autonomy by State/Central Govt. / University	<input type="checkbox"/>		
University with Potential for Excellence	<input type="checkbox"/>	UGC-CPE	<input type="checkbox"/>
DST Star Scheme	<input type="checkbox"/>		<input type="checkbox"/>
UGC-Special Assistance Programme DST-FIST	<input type="checkbox"/>		<input type="checkbox"/>
UGC-Innovative PG programmes	<input type="checkbox"/>	Any other (<i>Specify</i>)	<input type="checkbox"/>
UGC-COP Programmes	<input type="checkbox"/>		

2. IQAC Composition and Activities

2.1 No. of Teachers	<input type="checkbox"/>	6	
2.2 No. of Administrative/Technical staff	<input type="checkbox"/>	2	
2.3 No. of students	<input type="checkbox"/>	2	
2.4 No. of Management representatives	<input type="checkbox"/>	1	
2.5 No. of Alumni	<input type="checkbox"/>	2	
2.6 No. of any other stakeholder and community representatives	<input type="checkbox"/>	1	
2.7 No. of Employers/Industrialists	<input type="checkbox"/>	2	
2.8 No. of other External Experts	<input type="checkbox"/>	2	
2.9 Total No. of members	<input type="checkbox"/>	18	
2.10 No. of IQAC meetings held	<input type="checkbox"/>	4	
2.11 No. of meetings with various stakeholders:	<input type="checkbox"/>	4	No. Faculty <input type="checkbox"/>
			2
Non-Teaching Staff	<input type="checkbox"/>	1	Others <input type="checkbox"/>
Students	<input type="checkbox"/>		
Alumni	<input type="checkbox"/>	1	
2.12 Has IQAC received any funding from UGC during the year?	Yes	<input type="checkbox"/>	No <input checked="" type="checkbox"/>

If yes, mention the amount

2.13 Seminars and Conferences (only quality related)

(i) No. of Seminars/Conferences/ Workshops/Symposia organized by the IQAC

Total No. International National State Institution Level

(ii) Themes

2.14 Significant Activities and contributions made by IQAC

IQAC conducted the following programs

- IQAC meetings
- Refresher/Orientation Program
- Initiatives to conduct career guidance programs
- Initiatives to conduct Seminars/Conferences/Workshops/Symposiums
- Feedback analysis from stake holders

2.15 Plan of Action by IQAC/Outcome

The plan of action chalked out by the IQAC in the beginning of the year towards quality enhancement and the outcome achieved by the end of the year *

Plan of Action	Achievements
<ul style="list-style-type: none">• To meet stakeholders• To conduct Career Guidance Program• To organise Seminars / Conferences / Workshops / Career Guidance Program	<p>Got their feedback for development</p> <p>Students got benefitted</p> <p>Students and Faculty got their knowledge updated</p>

* **Academic Calendar is attached as Annexure II**

2.16 Whether the AQAR was placed in statutory body Yes No

Management Syndicate Any other body

Provide the details of the action taken

The Management has agreed to the proposals given by the IQAC and to support the execution of the same.

PART – B
CRITERION – I
CURRICULAR ASPECTS

1.1 Details about Academic Programmes

Level of the Programme	Number of existing Programmes	Number of programmes added during the year	Number of self-financing programmes	Number of value added / Career oriented programmes
PhD	3	-	-	-
PG	5	-	5	-
UG	11	-	8	-
PG Diploma	-	-	-	-
Advanced Diploma	-	-	-	-
Diploma	-	-	-	-
Certificate	-	-	-	-
Others	-	-	-	-
Total	18	-	16	-

Interdisciplinary	-	-	-	-
Innovative	-	-	-	-

1.2 (i) Flexibility of the Curriculum: Core/Elective option

(ii) Pattern of programmes:

Pattern	Number of programmes
Semester	13
Trimester	Nil
Annual	3

1.3 Feedback from stakeholders* Alumni Parents Employers Students
(On all aspects)

Mode of feedback : Online Manual Co-operating schools (for PEI)

***An analysis of the feedback is attached as Annexure III**

1.4 Whether there is any revision/update of regulation or syllabi, if yes, mention their salient aspects.

The revision of rules and regulations, curriculum and syllabus are done in every four years by the Anna University. For the current academic year 2017-18 Regulation 2017 syllabus was introduced.

1.5 Any new Department/Centre introduced during the year. If yes, give details.

Nil

CRITERION – II

TEACHING, LEARNING AND EVALUATION

2.1 Total No. of permanent faculty

Total	Asst. Professors	Associate Professors	Professors	Others (Lecturers & Senior Lecturers)
158	118	21	13	6

2.2 No. of permanent faculty with Ph.D.

21

2.3 No. of Faculty Positions Recruited (R) and Vacant (V) during the year

Asst. Professors		Associate Professors		Professors		Others		Total	
R	V	R	V	R	V	R	V	R	V
63	8	12	14	09	03	-	-	84	25

2.4 No. of Guest and Visiting faculty and Temporary faculty

-	-	-
---	---	---

2.5 Faculty participation in conferences and symposia

No. of Faculty	International level	National level	State level
Seminars/Workshops Attended	5	15	7
Presented papers	12	-	-
Resource Persons	27	5	-

2.6 Innovative processes adopted by the institution in Teaching and Learning:

Teaching-learning is made more interesting and effective by the use of illustrations and power point presentations apart from non-projected aids. Class rooms are equipped with over-head and LCD projectors. Wired and Wi-Fi internet facilities are made available to faculty and students in entire campus. Value Added courses are also conducted regularly. Advanced Learners are provided additional inputs through journals and e-learning resources.

Students are given opportunities to take up research work along with faculty and to present papers at seminars and conferences on and off campus. Students take up industry oriented innovative projects. Class toppers are invited for special interaction with eminent speakers from industry and academia.

An ICT enabled campus and library facilities provide the necessary support to student-centric learning. Independent learning is promoted among students by allowing students to prepare and present seminar on curriculum based topics. Students undergo in-plant training, internships and use NPTEL and DELNET resources to kindle the imagination towards research and independent learning.

Eminent scientists, entrepreneurs and industrialists from both home and overseas are invited to share their knowledge and success stories with students.

2.7 Total No. of actual teaching days during this academic year

180

2.8 Examination/ Evaluation Reforms initiated by the Institution (for example: Open Book Examination, Bar Coding, Double Valuation, Photocopy, Online Multiple Choice Questions)

The institute is affiliated to Anna University, hence reforms can only be introduced by the University.

2.9 No. of faculty members involved in curriculum restructuring/ revision/ syllabus development as member of Board of Study/Faculty/Curriculum Development workshop

3	-	-
---	---	---

2.10 Average percentage of attendance of students

85

2.11 Course/Programme wise distribution of pass percentage

Title of the Programme	Total no. of students appeared	Division				
		Distinction %	I %	II %	III %	Pass %
B.E -Aero	74	-	32	5	-	50
B.E. -Mech	119	15	62	4	-	80
B.E. - ECE	87	-	5	22.5	-	45.9
B.E. -EEE	75		31	22	Nil	53
B.Tech. - IT	10	-	40	60	-	40
B.E-MCT	38	-	13	1		37
B.E.- CSE	45	-	25	4	-	70
MBA	3		3			100
B.Tech. - Textile	17	-	52.9	-	47.1	53
M.E. - ED	-	-	-	-	-	-
M.E. -Aero	4	-	1	1	-	25
M.E. -CSE	-	-	-	-	-	-

2.12 How does IQAC Contribute/Monitor/Evaluate the Teaching & Learning processes:

The IQAC of PCET contributes monitors and evaluates the Teaching & Learning processes by way of conducting the periodical meetings. The outcomes of various proposals are recorded for improving the system of the quality of education and measures to be taken to improve and sustain the quality of higher education are discussed. The regular agenda of IQAC involves the preparation of academic calendar prior to the commencement of the academic year, knowledge assimilation of students after implementation of classroom tests and assignments, maintenance of records of tests and feedback. The IQAC collects on regular basis feedback from the students on quality of education, provision of resources etc and initiates improvement plans to enhance quality of education. Alumni are also a good source to give an honest appraisal about the various matters of the College .IQAC can effectively contribute to the teaching /learning process by monitoring the student performance via FDP and orientation programme.

2.13 Initiatives undertaken towards faculty development

Faculty / Staff Development Programmes	Number of faculty benefitted
Refresher courses	9
UGC – Faculty Improvement Programme	4
HRD programmes	7
Orientation programmes	7
Faculty exchange programme	4
Staff training conducted by the university	2
Staff training conducted by other institutions	18
Summer / Winter schools, Workshops, etc.	16
Others	1

2.14 Details of Administrative and Technical staff

Category	Number of Permanent Employees	Number of Vacant Positions	Number of permanent positions filled during the Year	Number of positions filled temporarily
Administrative Staff	61	01	NIL	NIL
Technical Staff	23	04	NIL	NIL

CRITERION – III

RESEARCH, CONSULTANCY AND EXTENSION

3.1 Initiatives of the IQAC in Sensitizing/Promoting Research Climate in the institution

- The Research Council supports and encourages participation in research activities.
- Initiatives have been taken to create awareness among students on Entrepreneurship Development
- Lot of extension activities such as TED and INK are planned at the campus
- AURA TV is launched in the campus to inculcate passive learning among students

3.2 Details regarding major projects

	Completed	Ongoing	Sanctioned	Submitted
Number	1	2	-	-
Outlay in Rs. Lakhs	-	-	-	-

3.3 Details regarding minor projects

	Completed	Ongoing	Sanctioned	Submitted
Number	2	-	2	2
Outlay in Rs. Lakhs	-	-	-	-

3.4 Details on research publications

	International	National	Others
Peer Review Journals	13	1	-
Non-Peer Review Journals	-	-	-
e-Journals	2	-	-
Conference proceedings	11	-	-

3.5 Details on Impact factor of publications:

Range Average h-index Nos .InSCOPUS

3.6 Research funds sanctioned and received from various funding agencies, industry and other organisations

Nature of the Project	Duration Year	Name of the funding Agency	Total grant (In Lakh Rupees)	Received (In Lakh Rupees)
Major projects	2017-2018	AICTE-MODROBS	20,00,000	20,00,000
		AICTE-GOC	70,0000	70,0000
		AICTE-SEMINAR GRANT	200000	200000
		AICTE-GOC	200000	200000
		AICTE-TRAVEL GRANT	-	150000
		MNRE	2780000	837000
Minor Projects				
Interdisciplinary Projects		-	-	-
Industry sponsored		-	-	-
Projects sponsored by the University/ College		-	-	-
Students research projects (other than compulsory by the University)		TWO	20000	20000
Any other(Specify)		-	-	-
Total			59,00,000	41,07,000

3.7 No. of books published i) With ISBN No. Chapters in Edited Books

ii) Without ISBN No.

3.8 No. of University Departments receiving funds from

UGC-SAP CAS DST-FIST
DPE DBT Scheme/funds

3.9 For colleges Autonomy CPE DBT StarScheme
INSPIRE CE Any Other (specify)

3.10 Revenue generated through consultancy

3.11 No. of conferences organized by the Institution

Level	International	National	State	University	College
Number	1	1	1	-	-
Sponsoring-Self	1	-	1	-	-

3.12 No. of faculty served as experts, chairpersons or resource persons

3.13 No. of collaborations International National Any other

3.14 No. of linkages created during this year

3.15 Total budget for research for current year in lakhs:

From funding agency in Management of University/College

Total

3.16 No. of patents received this year - Nil

3.17 No. of research awards/ recognitions received by faculty and research fellows
Of the institute in the year

Total	International	National	State	University	Dist	College
		-	-		-	1

3.18 No. of faculty from the Institution who are Ph. D. Guides

and students registered under them

3.19 No. of Ph.D. awarded by faculty from the Institution

3.20 No. of Research scholars receiving the Fellowships (Newly enrolled + existing ones)

JRF SRF Project Fellows Any other

3.21 No. of students Participated in NSS events:

University level State

National level International level

3.22 No. of students participated in NCC events:

University level State level

National level International level

3.23 No. of Awards won in NSS:

University level State level
 National level International level

3.24 No. of Awards won in NCC:

University level State level
 National level International level

3.25 No. of Extension activities organized

University forum College forum
 NCC NSS Any other

3.26 Major Activities during the year in the sphere of extension activities and Institutional Social Responsibility

Sl. No.	Details of the Event	Date	Guests / Remarks
1.	Cleaning Campaign- PCET	10-01-2018	-
2.	NSS—special camp Karavaimadhapur	16/2/18 to 22/2/18	Mr .J.Dhanaselvam, NSS Coordinator

CRITERION – IV

INFRASTRUCTURE AND LEARNING RESOURCES

4.1 Details of increase in infrastructure facilities:

Facilities	Existing	Newly created	Source of Fund	Total
Campus area in acres	25.51	-	-	25.51
Class rooms in sq. m	5,256	-	-	5,256
Laboratories in sq. m	15,568.58	-	-	15,568.58
Seminar Halls in sq. m	1748.98	-	-	1748.98
No. of important equipments purchased (≥ 1-0 lakh) during the current year.	26	1	Management	26
Value of the equipment purchased during the year (Rs. in Lakhs)	57.21	1.5	Management	59.21
Others	-	-	-	-

4.2 Computerization of administration and library

Smart campus software for administration and library management software, bar coding, reprographic facilities, Liba soft are available.

4.3 Library services:

	Existing		Newly added		Total	
	No.	Value (Rs.)	No.	Value (Rs.)	No.	Value (Rs.)
Text Books	36,421	93,25,250.00	1034	2,55,375.00	37301	95,80,625.00
Reference Books	1904	14,73,000.00	60	30,000.00	1964	15,03,000.00
e-Books	NPTEL	2,00,000.00	-	-	-	2,00,000.00
Journals	110	6,43,427.00	110	1,50,000.00	139	7,93,427.00
e-Journals	153+	37,540,79.30	153+	8,20,243.00	153+	45,74,322.00
Digital Database	56	1,00,896.00	6	22,761.60	62	1,23,657.60
CD & Video	77	65,654.70	13	15,171.40	90	81,826.10
Rack	16	16,00,000.00	-	-	-	16,00,000.00
Furniture	-	15,00,000.00	-	-	-	15,00,000.00

4.4 Technology up gradation (overall)

	Total Computers	Computer Labs	Internet	Browsing Centres	Computer Centres	Office	Depart -ments	Others
Existing	880	750	60	10	-	20	40	-
Added	90	21	-	-	-	-	9	60
Total	970	771	60	10	-	20	49	60

4.5 Computer, Internet access, training to teachers and students and any other programme for technology up-gradation (Networking, e-Governance etc.)

Students access E-learning materials e.g. NPTEL from IITs, Eklavya technology channel during regular and outside working hours and also during weekends. The Seminar Halls, LCD projector and Language Lab facilitate enhanced learning experiences for undergraduate and post graduate students. Regular Webinars are organised in the campus by Infosys which enable both students and faculty to interact with subject experts across continents. Students and faculty have access to e-journals on subjects of interest. Technology-skill enrichment courses are offered by MoU partners, FDP conducted by Infosys –Mysore and Mission 10X by Wipro. Entire campus is having Wi-fi connectivity for 24 hours. Workshops on any new development or applications in software are regularly conducted for faculty and students.

4.6 Amount spent on maintenance in lakhs:

i) ICT	7.80
ii) Campus Infrastructure and facilities	55.39
iii) Equipments	6.25
iv) Others	1091.01
Total:	1160.45

CRITERION – V

STUDENT SUPPORT AND PROGRESSION

5.1 Contribution of IQAC in enhancing awareness in Student Support Services

IQAC has created awareness with the students for independent learning through NPTE, Delnet and e-journal for innovative research thinking with social relevance. Eminent scientists and industrialists are invited to enhance their knowledge to give shape to their concept. Student member of IQAC are invited in evaluating present teaching learning process and contributing for its improvement. The student's involvement in enhancing quality initiatives resulting in overall performance of the institution. The quality in academic and administrative excellence is obtained by the involvement of various academic and administrative eminent persons involved in IQAC which gives holistic development of the Institute. IQAC is also acting as nodal agency for internationalisation of quality by voluntary participation.

5.2 Efforts made by the Institution for tracking the progression

IQAC of the Institution monitor and enhance students' progress and steps taken for achieving development for excellence. It is also setting up benchmark parameters in various aspects of the Institute and evaluated. The strategies adopted in removing deficiency is monitored and evaluated to achieve the expected result. Periodic feedback of the students and parents are given weightage for the academic and overall development of the students and Institution. The Institutional progress and students' progress are collected, analysed and documented in an organised method. The information of any kind of development is well communicated to all concerned.

5.3 (a) Total Number of students:

UG	PG	Ph. D.	Others
1922	3		

(b) No. of students outside the state:

40

(c) No. of International students (NRI):

-

Men:

No.	%
1300	76.94%

Women:

No.	%
397	23.43%

Demand ratio -NIL

Dropout %- 1.33%

Last Year						This Year					
General	SC	ST	OBC	Physically Challenged	Total	General	SC	ST	OBC	Physically Challenged	Total
138	143	52	1335	-	1668	177	106	4	1137	-	1294

5.4 Details of student support mechanism for coaching for competitive examination (If any)

1st YEAR SOFT SKILL TRAINING

2nd YEAR ENGLISH LANGUAGE TRAINING

3rd YEAR APTITUDE&REASONING

4th YEAR C, C++, DATA STRUCTURES

No. of student beneficiaries : 1200(approx.)

5.5 No. of students qualified in these examinations in the academic year 2016-17

NET SET/SLET GATE CAT

IAS/IPS etc State PSC UPSC Others

5.6 Details of students counselling and career guidance

Refer Annexure I

No. of students benefitted 1200 (approx.)

5.7 Details of campus placement

On Campus			Off Campus
Number of Organizations Visited	Number of Students Participated	Number of Students Placed	Number of Students Placed
64	209	188	9

5.8 Details of gender sensitization programme

Sl. No	Programme	Name of the Chief Guest	Month / year	Remarks
1.	DURGA 18	Institutional level for all women students and faculty	March 2018	
2	Self Defense (Silambam)	Mr.K.Ravichandran Physical Director, Park School, CBE.	March 2018	Girls were educated about Self Defence

5.9 Students Activities

5.9.1 No. of students participated in Sports, Games and other events

State/ University level National level International level

No. of students participated in cultural events

State/ University level National level International level

5.9.2 No. of medals /awards won by students in Sports, Games and other events

Sports: State/ University level National level International level

Cultural: State/ University level National level International level

5.10 Scholarships and Financial Support

	Number of students	Amount (In Rs.)
Financial support from institution	60	3500000
Financial support from government	576	11495000
Financial support from other sources (First Graduate)	464	6585000
Number of students who received International / National recognitions	-	-

5.11 Student organised / initiatives

Fairs : State/ University level National level International level

Exhibition: State/ University level National level International level

5.12 No. of social initiatives undertaken by the students -Nil

5.13 Major grievances of students (if any) redressed: Campus water shortage was resolved by drilling additional bore wells in the campus. RO Plant installed in all the blocks in the campus

Criterion – VI

Governance, Leadership and Management

6.1 State the Vision and Mission of the institution

VISION:

- To pioneer potentials of students and faculty in engineering education through world class infrastructure and educational resources for learning, teaching and research.

MISSION:

- To create infrastructure and facilities of very high standards.
- To maintain world class laboratories, workshop and educational resources for learning, Teaching and research.
- To ensure effective implementation of the given curricula through highly qualified and Competent faculty.
- To provide continuous evaluation, assessment, test and examinations for improving the quality of its educational input processes and outputs.

6.2 Does the Institution has a management Information System

Yes, the institute has management information system. Absent report and leave details of students and faculty are generated. Students' academic developments with progressive improvement in their class test, Unit test etc. are monitored and analyzed. The central library is having RFID system for issue, return, verification of books and library user details.

6.3 Quality improvement strategies adopted by the institution for each of the following:

6.3.1 Curriculum Development

Curriculum development involves interaction among teachers, academic subject experts, industrialists. The curriculum is revised every four years by Anna University, by constituting an expert committee involved in the subjects and approved in the board of studies and academic council. In every revision the recent developments in technologies and adoption of the same in the industries are considered. The revised curriculum is adopted in our institution since our institution is affiliated to Anna University.

6.3.2 Teaching and Learning

Different methods for teaching and learning followed are:

- Directed study of texts, study of e- learning materials, mediated self-instruction, film and video presentations, conventional lectures, class discussions, seminars, practical work, etc.
- The expert lecture, National and International seminars/conferences/workshops are also conducted to learn the latest developments and also to have interaction with the experts.
- Learning by doing is practiced to encourage the students to plan, probe, experiment and verify on a wide spectrum.

6.3.3 Examination and Evaluation

The programme of study is evaluated continuously through internal evaluation and an external evaluation. Internal evaluation is done throughout semester in the form of internal tests, daily tests and assignments. External evaluation is done at the end of every semester in the form of University examinations. A weightage of twenty percentage is given for internal tests and eighty percentage is for University examinations.

Based on the credits and marks obtained by the student in the internal tests and University examinations the SGPA (Semester Grade Point Average) and Cumulative Grade Point Average (CGPA) will be calculated for entire program. Award of class will be finalized based on CGPA.

6.3.4 Research and Development

Research and Development cell is an integral part of the activities of College. The College conducts research activities under all the departments and the Academic Research Centers.

This cell facilitates, channelizes, records, and regulates all the academic, sponsored, collaborative research projects and consultancy works in the organization. The research is conducted in areas of core and applied subjects, information and communication technology, electronics, electrical, artificial intelligence, machine design, manufacturing, product design, new energy resources, aeronautics, etc. The research projects have also acted as the training ground for the young post-graduates of our college.

6.3.5 Library, ICT and physical infrastructure / instrumentation

The Library of Park College of Engineering and Technology has set its vision as to satisfy the user community. The library is situated on the ground floor of Techno Park with a floor area of about 8000 sq.ft. The library has ever-growing collections of Books, Periodicals, CD's, Back Volumes, Projects, etc in various branches of Engineering, Science and Technology.

Periodical Section:

The periodical section contains journals, magazines and newspapers arranged department wise. More than 293 periodicals are available for reference.

Book Section:

The book section is equipped with open-adjustable-modern-book stock rack for the collection of books which contain 37301 books for lending. The books are conveniently classified department wise. Bay guides and computer information facilities are available for easy access system which makes the process for locating books at ease for the students.

Automation Section:

Smart -chip affixed identity cards are provided to all the members of faculty and students. Circulation services are fully computerized with Smart Card and bar code facility

Reference Section:

The library consists of about 1964 reference books including Dictionaries, Encyclopaedias and a collection of University Question Papers for reference. A number of books are available in this section for the preparation of competitive exams like GATE, TOEFL, GRE, GMAT, Civil Service Exam, Defence Service Exam and other similar exams.

Book bank section:

The book bank section is available with the collection of 805 books. These books are being circulated among the SC & ST students.

ICT & Infrastructure:

LCD projectors, Desktop systems, printers, internet switches, 20 KVA UPS and 10 KVA UPS, diesel power Generators (250KVA), application software and systems software are available readily for students up to 7 pm.

6.3.6 Human Resource Management

Exclusive HR department is available to take care of assessment of faculty requirements, call for applications, recruitment and appointment.

Induction training is also provided for new recruits. They also take care of faculty welfare and appraisal.

6.3.7 Faculty and Staff recruitment

- Qualification, eligibility criteria, pay and pay scale are as per the AICTE, & state government norms.
- For the recruitment of quality faculty, proper advertisements were given in dailies and the faculty members were selected and appointed after going through following steps:
 1. Subject and skill interview by subject experts
 2. Demonstration
 3. General Interview by the Principal of the college
 4. Interview by Management to finalize the selections

6.3.8 Industry Interaction / Collaboration

It aims to facilitate the process of close industry-institute interaction and actively promote various co-operative programs for the development of students and faculty. Industry interaction cell strives to enhance industry interaction with students and bridge the gap between academic and corporate world. IIC invites leaders, entrepreneurs, executives and policy makers to address students thereby facilitating practical learning.

Major events organised in the college are:

Guest lectures

Industrial visits

Placement sessions

TEDx Programmes

6.3.9 Admission of Students

A candidate should possess the eligibility of 10+2 qualification with Mathematics, Physics and Chemistry as his/her optional subjects, or any other equivalent examination recognized as equivalent there to. The students are admitted in the Government quota based on the Tamilnadu state counseling for engineering admission for 65% of students.

The Management admits 35% of candidates for the Management and NRI quota based on the norms stated by the AICTE and Tamilnadu Self-financing Engineering Colleges

6.4 Welfare schemes:

The following welfare schemes are available for staff and students.

Teaching	Group Insurance, PF
Non-teaching	Group Insurance, PF
Students	Group Insurance

6.5 Total corpus fund generated

Rs.74,00,000

6.6 Whether annual financial audit has been done Yes No

6.7 Whether Academic and Administrative Audit (AAA) have been done?

Audit Type	External		Internal	
	Yes/No	Agency	Yes/No	Authority
Academic	Yes	A. Selvaraj & Co.	Yes	Committee appointed by the Principal
Administrative	-	-	-	-

6.8 Does the University/ Autonomous College declares results within 30 days?

For UG Programmes Yes No

For PG Programmes Yes No

6.9 What efforts are made by the University/ Autonomous College for Examination Reforms?

- University revises the exam rules and regulations for every four year whenever the syllabus is revised.
- Proper guide lines are given for conduct of examination and evaluation of answer scripts and publication of results on time.

6.10 What efforts are made by the University to promote autonomy in the affiliated/constituent colleges?

- Introduced innovative academic programmes whenever needed for research programme.
- Facilitate the introduction of new courses of study, subject to the required minimum number of hours of instruction, content and standards, whenever curriculum is revised.

6.11 Activities and support from the Alumni Association

An alumni meeting is conducted every year. They regularly interact with the students to create awareness about the industry environment and industrial opportunities for their career development. Alumni are also invited to give Guest lectures on latest trends and development in technologies.

6.12 Activities and support from the Parent – Teacher Association

Parent-Teacher meets are organised regularly. Parents can understand the academic
<ul style="list-style-type: none">• Familiarize members of staff with key Institute policies and procedures• Providing opportunities to enhance their practical skills for teaching and research• Creating an environment which provides the opportunity to share ideas and experiences with other academic activities in the college

6.14 Initiatives taken by the institution to make the campus eco-friendly

<p>PCET has been making a conscious effort to establish the campus as a ‘Plastic free’ zone. A number of initiatives have been put in place to promote the concept of eradicating plastic from the environment. The management promotes planting of saplings in the campus as a part of making an eco-friendly environment.</p> <p>E-waste to be disposed in the appropriate manner All ACs to be properly serviced by giving AMC and maintaining temperature at 24o C • Green audit to be conducted •</p> <ol style="list-style-type: none">1. NSS Unit creates awareness of environmental hazards and of the urgent to keep the environment clean green and pollution free. NSS organised Swacch Bharat Abhiyan.
--

CRITERION VII

INNOVATIONS AND BEST PRACTICES

7.1 Innovations introduced during this academic year which have created a positive impact on the functioning of the institution. Give details.

- a. The institute undergoes MOU with industries to get involved in the research of product development. Also, creating innovative research interest for new ideas and practicing it by developing, projects. PG and PhD research students are exposed to funded research projects.
- b. Tracking the progress of Research Scholars on regular basis (six months once) has resulted into completion of 8 research scholars in these two years.
- c. TED and INK programs has resulted into a positive impact on students' learning curve and productivity in terms of good project works and paper publications.

Payment of fees in instalment for the needy.

IQAC organized presentations of teaching techniques of newly recruited faculty, which was evaluated by senior faculty and suggestions were given for improvement

7.2 Provide the Action Taken Report (ATR) based on the plan of action decided upon at the beginning of the year

- The IQAC has held meetings with the various stakeholders of the institute through IQAC meetings, Alumni meet, Parents meet etc. The employers, alumni and parents feedback is also used as a forum to convey their opinions for better placements and further development of the institute as shown in section 2.15 of Part A.
- Refresher/ Orientation Program, Career Guidance Program are organised by the core departments as well as by training and placement cell for the benefit of the students as per the instruction given by the IQAC which is evident in section 5.4 and Annexure I.
- Seminars/Conferences/Workshops/Symposiums are also conducted for the development of the students as well as the teaching fraternity which is evident in section 5.6 in AQAR

7.3. Give two Best Practices of the institution

Refer Annexure IV

7.4 Contribution to environmental awareness / protection.

- a. Park Trust has been the regular sponsor for events organized by Raindrops, a non-profit organization.
- b. Conducted events such as Marathon, Walkathon etc. in order to create awareness about global warming and environmental changes at Coimbatore.
- c. Park Trust adopted Kaniyur Village, demonstrated the mass clean campaign for Guinness Record which will happen in Coimbatore later part of 2015.

7.5 Whether environmental audit was conducted? Yes No

7.6 Any other relevant information the institution wishes to add. (For example SWOT Analysis)

Strengths Teaching Learning Process Exposure to TED, INK and Entrepreneurship activities Sport Activities Funded R & D projects	Opportunities More Research Publications More R & D funding More Industrial Consultancy Better University Results Innovative projects Patents
Weaknesses Non availability of experienced faculty	Threats Faculty attrition

ANNEXURE I

LIST OF VARIOUS PROGRAMS ORGANISED

Sl. No.	Seminar/ Conference /Workshop /Guest Lecture/Care er Guidance/ Counselling	Title of the Program	National / Internati onal/ Target Audience	Month & Year	Chief Guest / Resource Person/With affiliation	Source of Funding
Aeronautical Engineering						
1	Career Guidance	Placement training	80	MAR2018		PARK COLLEGE
2	Workshop	Student association inauguration	200	JAN2018	Dr K ASHIRVATHAM SCIENTIST G GROUP DIRECTOR GTRE,BANGALORE	AERO DEPT PARK COLLEGE
3	Conference	FLIEGEN`18	500	FEB2018	M BALAGOPAL SANTHANA KRISHNAN CEO CYIENT	AERO DEPT PARK COLLEGE
4	Workshop	GUINNESS WORLD RECORD	5000+	FEB2018	M BALAGOPAL SANTHANA KRISHNAN CEO CYIENT	ISSE,IAA
Mechanical Engineering						
1	Conference	ICIRET 2017	Internati onal	2017	Innovations to society	AICTE
2		Blood donation camp		August 2017	Service to public	
Electrical and Electronics Engineering						
1	Guest Lecture	Electrical Machines	Target Audien ce	July 2017	Mr.H.S.Shiva Shankar, Visvesvaraya iron steel plant, Bangalore	EEE Dept Association
2	Workshop	Electrical Machines	Target	August	Mr.U.Sarathi,	EEE Dept

			Audience	2017	Mr.B.Philip raj, E Trainers,Coimbatore	Association
3	Workshop	Robotics	Target Audience	August 2017	Mr.M.Kanagarasu,GIITR , Coimbatore	EEE Dept Association
4	Seminar	Industrial Automation	Target Audience	January 2018	Mr.P.VijayBalaji, Axis Global Automation, Coimbatore	EEE Dept Association
5	Seminar	Renewable Energy Sources	Target Audience	February 2018	Mr.M.Raja, RCB Business solution, Coimbatore	EEE Dept Association
6	Seminar	Automation	Target Audience	March 2018	Mr.Sathish, Mr.Vignesh, Silicon Rovers, Coimbatore	EEE Dept Association
Computer Science and Engineering						
1.	Seminar	Security Privacy In Cloud Computing	National	07/06/2018	Mr. ARAVINDH, KIT, Coimbatore.	CSE Department
Information Technology						
1	Seminar	Web development using PHP	National /IT students	23/08/17	Mr.Rintu Mohan ,Web developer,BeyondZero Software solutions	IT DEPT PARK COLLEGE
Electronics and Communication Engineering						
1	Conference	Schockley	350	FEB 18	P.ManiyanBsnl Regional Manager Coimbatore	ECE DEPT PARK COLLEGE
Textile Technology						
1						
Mechatronics Engineering						
1.	Guest Lecture/ Refresher Course	Refresher Course on Machine Drawing	Second year & Third year students	September 2017	AlagurajVellaippan (Former Manager – Design, HCL, Chennai) MACH Engineers Coimbatore	SA-MCT

2.	Seminar	JIGS & FIXTURES	Third year students	March 2018	Mr.S.Senniappan, managing Director, MECH TECH Logistic Coimbatore	SA-MCT
----	---------	-----------------	---------------------------	---------------	--	--------

ANNEXURE III

ALUMNI SURVEY ANALYSIS

Aim:

To assess the level of attainment of graduate attributes (GA)

Assessment Process:

1. Surveys are conducted, consolidated, evaluated and analyzed every year by the respective departments for their department.
2. Survey is taken from the employers of the alumni who have completed their course three years prior to the year of survey
3. Questions are presented to the employers and are asked to rank the achievement of each skill on a 1 to 4 scale
4. The survey form also includes a section for presenting open comments
5. The survey is conducted by sending the form by e-mails
6. Overall analysis for the institute is done by IQAC.

Evaluation:

If the Average credit point (A.C.P) >3.5; GAachievement level is considered as excellent.

Between 2.5 to 3.4; GAachievement level is considered as Very good

Between 1.5 to 2.4; GAachievement level is considered as good.

Below 1.4;GA achievement level is considered as average.

If the GA achievement level is in the average category, necessary corrective plans/ actions must be initiated.

ALUMINI SURVEY ANALYSIS

Year: 2012-2013

Period of Survey: April 2016

1. Methodology

1. Alumni survey is conducted for 2013 passed out students.
2. Based on the survey results the attainment Level of scale (1-4) is noted.
3. Scale assessments mark range
Level 1= 4 marks
Level 2 = 3 marks
Level 3 = 2 marks
Level 4 = 1 mark

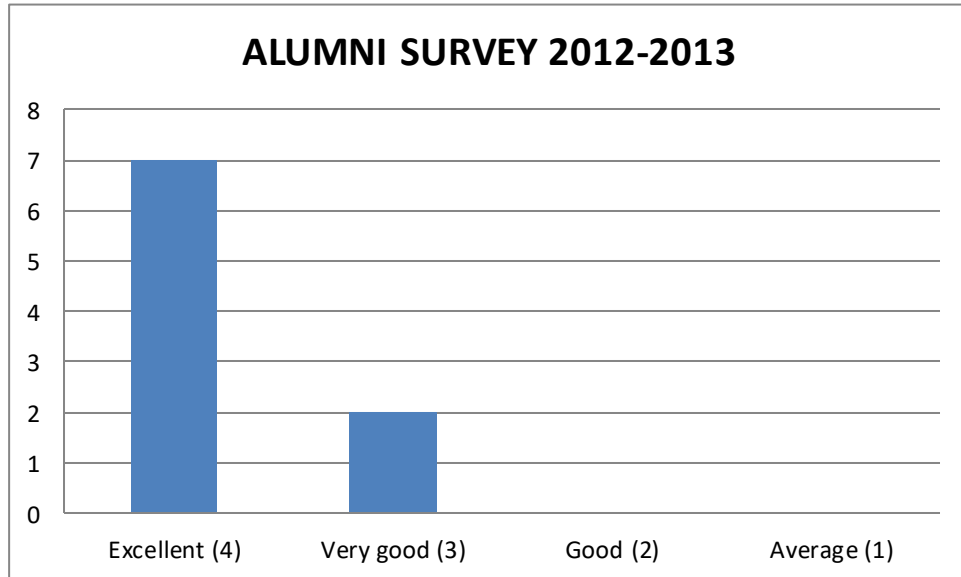
2. Tabulation

S. No	Department	No. of Participants	Total Credit points	Average Credit points	Achievement level
1	Mechanical Engineering	37	133	3.8	Excellent
2	Aeronautical Engineering	32	120	3.6	Excellent
3	Electronics and Communication Engineering	33	119	3.8	Excellent
4	Electrical and Electronics Engineering	34	119	3.6	Excellent
5	Information Technology	19	78	3.5	Excellent
6	Computer Science Engineering	20	60	3.2	Very Good
7	MBA	17	55	3.2	Very Good
8	Textile Engineering	20	70	3.5	Excellent
Overall		212	754	3.52	Excellent

Consolidated Report:

Excellent (4)	Very good (3)	Good (2)	Average (1)
7	2	0	0

3. Graphical Representation



4. Comments (if any)

The overall achievement GA level is excellent.

5. Corrective Plans/Actions (if any)

Since the overall GA achievement level is excellent, no corrective plan/action is required.

Principal

EMPLOYER SURVEY ANALYSIS

Aim:

To assess the level of attainment of graduate attributes

Assessment Process:

1. Surveys are conducted, consolidated, evaluated and analyzed every year by the respective departments for their departments
2. Survey is taken from the employers of the alumni who have completed their course three years prior to the year of survey
3. Questions are presented to the employers and are asked to rank the achievement of each skill on a 1 to 4 scale
4. The survey form also includes a section for presenting open comments
5. The survey is conducted by sending the form by e-mails
6. Overall analysis for the institute is done by IQAC.

Evaluation:

If the Average credit point (A.C.P) > 3.5; GA achievement level is considered as excellent.

Between 2.5 to 3.4; GA achievement level is considered as Very good

Between 1.5 to 2.4; GA achievement level is considered as good.

Below 1.4; GA achievement level is considered as average.

If the GA achievement level is in the average category, necessary corrective actions/ plans must be initiated.

EMPLOYER SURVEY ANALYSIS

Year: 2012-2013

Period Of Survey: April 2016

1. Methods to proceed of Survey

1. Employee survey is conducted for 2013 passed out students
2. Based on the survey results the attainment Level of scale (1-4)
3. Scale assessments mark range
 - Level 1= 4 marks
 - Level 2 = 3 marks
 - Level 3 = 2 marks
 - Level4 = 1 mark

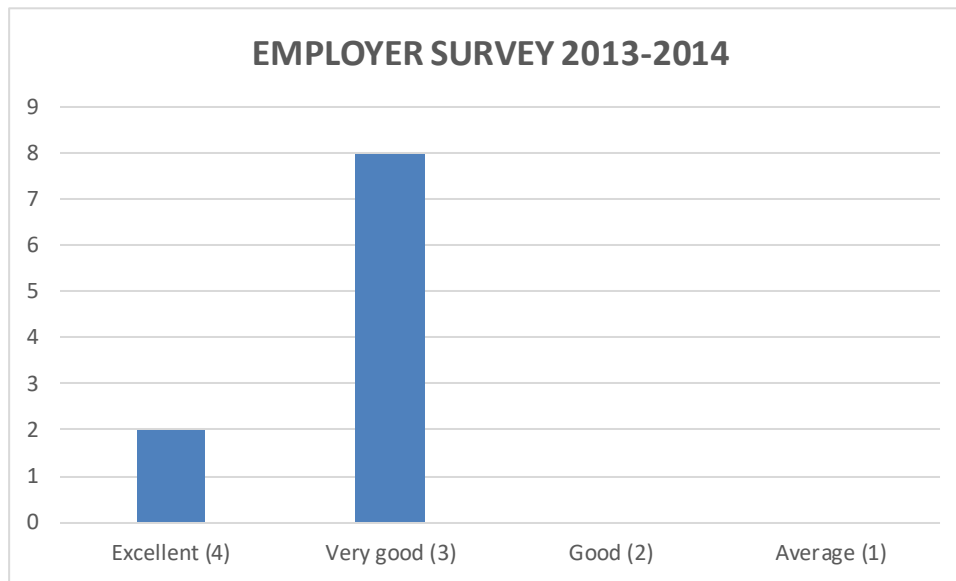
2. Tabulation

S. No	Department	No. of Participants	Total Credit points	Average Credit points	Achievement level
1	Mechanical Engineering	26	86	3.5	Excellent
2	Aeronautical Engineering	24	84	3.6	Excellent
3	Electronics and Communication Engineering	23	83	3.6	Excellent
4	Electrical and Electronics Engineering	26	86	3.5	Very Good
5	Information Technology	21	82	3.5	Very Good
6	Computer Science Engineering	20	78	3.9	Excellent
7	MBA	10	40	3.4	Excellent
8	Textile Engineering	21	84	3.5	Excellent
Overall		171	623	3.5	Excellent

Consolidated Report:

Excellent (4)	Very good (3)	Good (2)	Average (1)
5	4	0	0

3. Graphical Representation



4. Comments (if any)

The overall achievement level of GA is excellent.

5. Corrective Plans/Actions (if any)

Since the overall achievement level of GA is excellent, no corrective plan/action is required

Principal

PARENT'S SURVEY ANALYSIS

Aim:

To assess satisfactory level of parents, whether the institute provides, adequate teaching, training for placements, etc., to their expectation.

Assessment Process:

1. Surveys are conducted, consolidated, evaluated and analyzed every year by the respective departments for their departments.
2. Survey is taken from the parents of the students who are studying in this college when they visit the campus by the tutor
3. Questions are presented to the parents and are asked to rank the achievement of each skill on a 1 to 4 scale
4. If they are unable to read the questionnaire, member of the faculty assist them
5. The survey form also includes a section for presenting open comments
6. Overall analysis for the institute is done by IQAC.

Evaluation:

If the Average credit point (A.C.P) > 3.5; Parent satisfaction level is considered as excellent.

Between 2.5 to 3.4; Parent satisfaction level is considered as Very good

Between 1.5 to 2.4; Parent satisfaction level is considered as good.

Below 1.4; Parent satisfaction level is considered as average.

If the Parent satisfaction level is in the average category, necessary corrective actions must be initiated.

PARENT'S SURVEY ANALYSIS

Year: 2017-18

Period of Survey: Throughout the year

1. Methodology

1. Parents survey is conducted in the academic year 2016-2017.
2. Based on the survey results the attainment Level of scale (1-4) is noted.
3. Scale assessments mark range
 - Level 1= 4 marks
 - Level 2 = 3 marks
 - Level 3 = 2 marks
 - Level4 = 1 mark

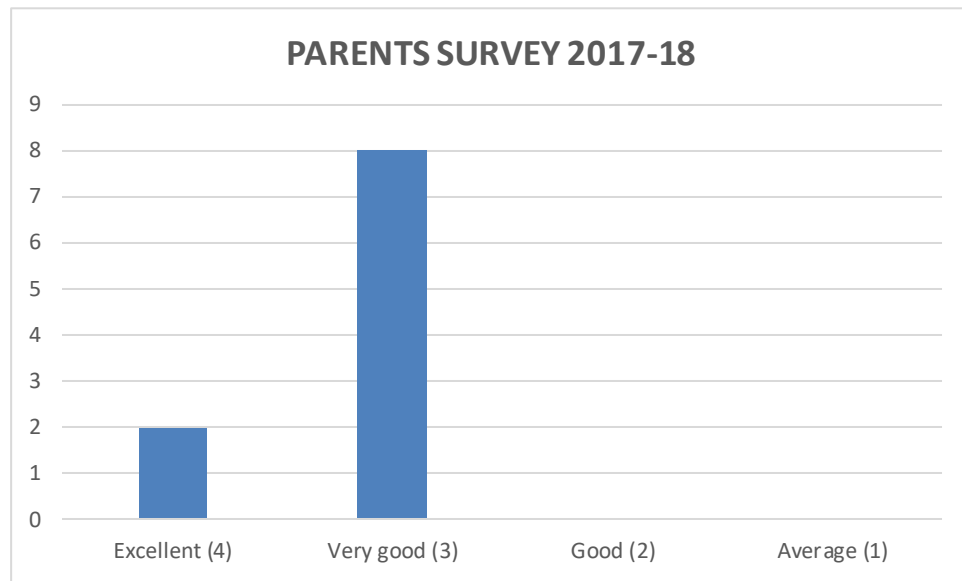
2. Tabulation

S. No	Department	No. of Participants	Total Credit points	Average Credit points	Achievement level
1	Mechanical Engineering	16	63	3.2	Very Good
2	Aeronautical Engineering	16	63	4	Excellent
3	Electronics and Communication Engineering	18	61	3.1	Very Good
4	Electrical and Electronics Engineering	17	61	3	Very Good
5	Information Technology	16	54	3.3	Very Good
6	Computer Science Engineering	11	44	3.1	Very Good
7	MBA	15	50	3.1	Very Good
8	Textile Engineering	15	60	3	Very Good
9	Mechatronics Engineering	8	32	3.5	Very Good
Overall		127	488	3.2	Very Good

Consolidated Report:

Excellent (4)	Very good (3)	Good (2)	Average (1)
2	8	0	0

3. Graphical Representation



4. Comments (if any)

The overall parent satisfaction level is very good.

5. Corrective Plans/Actions (if any)

Since the overall parent satisfaction level is very good, no corrective plan/action is required.

Principal

STUDENTS SURVEY ANALYSIS

Aim:

To assess satisfactory level of students, whether the faculty provides, adequate teaching aids, class room delivery as per their expectation.

Assessment Process:

1. Surveys are conducted, consolidated, evaluated and analyzed every year by the respective departments for their departments.
2. Survey is taken from the students by the faculty member of respective department
3. Questions are presented to the students and are asked to rank their opinion on a 1 to 4 scale
4. Overall analysis for the institute is done by IQAC.

Evaluation:

If the Average credit point (A.C.P) >3.5; Students satisfaction level is considered as excellent.

Between 2.5 to 3.4; Students satisfaction level is considered as Very good

Between 1.5 to 2.4; Students satisfaction level is considered as good.

Below 1.4; Students satisfaction level is considered as average.

If the student's satisfaction level is in the average category, necessary corrective actions must be initiated.

STUDENTS SURVEY ANALYSIS

Year: 2017-18

Period of Survey: Twice a Year

1. Methodology

1. Students survey is conducted in the academic year 2017-18
2. Based on the survey results the attainment level of scale (1-4) are noted.
3. Scale assessments mark range
Level 1= 4 marks
Level 2 = 3 marks
Level 3 = 2 marks
Level4 = 1 mark

2. Tabulation

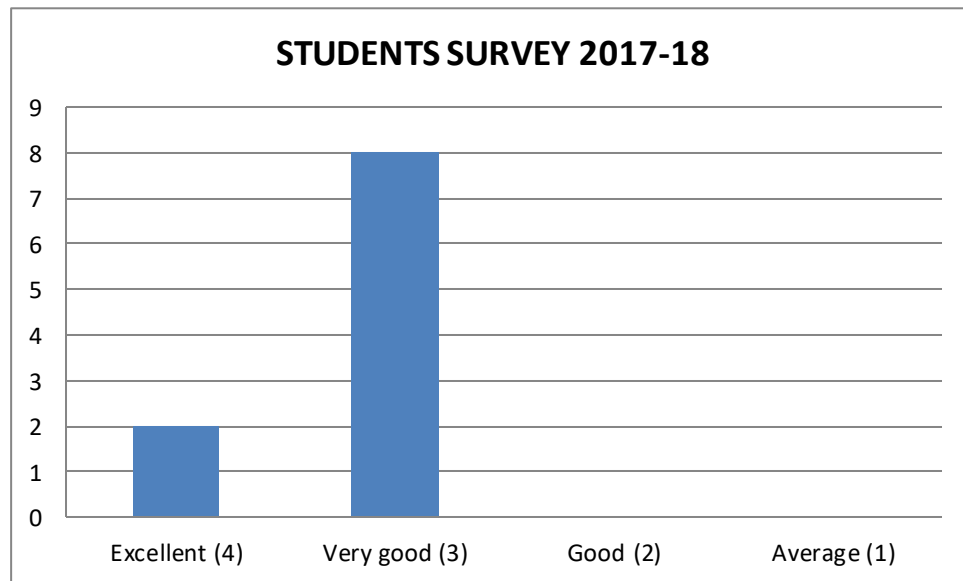
S. No	Department	No. of Participants	Total Credit points	Average Credit points	Achievement level
1	Mechanical Engineering	456	2518	3.4	Very Good
2	Aeronautical Engineering	306	1218	3.5	Excellent
3	Electronics and Communication Engineering	574	2084	3.4	Very Good
4	Electrical and Electronics Engineering	280	1040	3.5	Excellent
5	Information Technology	246	932	3.4	Very Good
6	Computer Science Engineering	294	1098	3.4	Very Good
7	Textile Engineering	162	586	3.3	Very Good
8	Mechatronics Engineering	300	1150	3.2	Very Good
9	MBA	3	12	3.1	Very Good
Overall		2621	13864	3.4	Very Good

* Consolidated analysis for year 2013-14

Consolidated Report:

Excellent (4)	Very good (3)	Good (2)	Average (1)
2	8	0	0

3. Graphical representation



4. Comments (if any)

Overall satisfaction level of the students is very good.

5. Corrective Plans/Actions (if any)

Since the overall satisfaction level of students is very good, no corrective plan/action is required.

Principal

Annexure IV
Best Practice 1
360 degree growth

1. Title of the Practice

360 degree growth

2. Goal

Park College of technology has always concentrating on the all-round development of the students. The college continues to do extremely well in both co curricular and extracurricular activities of the students. To enhance the 360 degree growth of the students the college has created 30 student clubs. 360 degree growth is a platform for students to shape themselves and work on their dreams. Clubs guide them, help them to achieve both technical and non-technical excellence.

3. Objectives of the Practice

The main objective of the clubs is

- To help the students to work on their dreams and passion.
- To create a sense of belonging to the college by way of conducting club activities and organizing events and fests.
- To bring out the creative side in everyone.
- To exposes the outside real world to the students.
- To help the students to master everything in a wide spectrum like music, debate, literature, technical, coding etc.

1. The Context

360 Degree growth consists of an umbrella of clubs that are created and managed by the students themselves. These clubs will have their own advisors and governing bodies. Each of these clubs is provided with class rooms or Laboratories to organize the events and activities as per the schedule. The senior students who are experts will train and guide the junior students in the activities. Each club has a staff and student coordinator to monitor the sessions. The club members will meet every alternative Saturday afternoon to discuss and plan the club activities.

2. The Practice

During the beginning of every odd semester the club coordinators and governing bodies are selected. The first meeting of the club will be started in the second week from the college reopening date after summer vacation. Every month two Saturday afternoon sessions will be allocated for club activities. The club members will meet in those days to discuss and train themselves. The club activities are regularly conducted every month other than the exam months during both even and odd semester. All the clubs went about their activities. Tamil mandram successfully conducted its work by increasing the number of students enrolled by 200%. Technical club organized several workshops and training activity. The students were encouraged to participate in other college technical events.

3. Evidence of Success

The clubs has been instrumental in driving students towards their dreams. Tamil mandram has actively organized several literary programs which were broadcast in local TV channels

Graphics Club, Web Designing: The members of the club thoroughly understood how to handle graphics and to design websites in a hands-on and practical method.

Foreign Language: German was taught to the students by Foreign Language club.

App Development: Fully functional applications were developed and implemented.

Dance Club: The students of the Dance Club participated in external events held in reputed institutions

Photography Club: A workshop on Photoshop was organized by the club in collaboration with IT department.

4. Problems encountered and Resources required

Limited Open Saturdays: There was a lack of continuity between two consecutive open Saturdays. The major cause was most Saturdays were declared as a holiday by the Government. Another cause was the internal assessment exams had to be conducted on a Saturdays, because considering 6 subjects, it is more practical to complete the internals in one solid week.

Attendance: When the week following an Open Saturday is a holiday, then the number of students attending the Open Saturday also reduces, with most hostel students leaving to their hometowns. This causes a significant drop in the number of students present

Healthy Competition between Clubs: A healthy competition should be ensured to make the clubs even more interesting and even more creative. A suggestion is to encourage competitions between clubs to see who turns out with the upper hand.

7. Suggestions to improve

Reach: Open Saturdays is limited only half day in the afternoon. Morning session can be added to it. Morning session can be utilized for learning something new; afternoon session is implementation of the newly acquired knowledge.

Invite outside lectures: Technical club must encourage students to learn new technologies for that experts can be invited on Saturdays.

Inter club contests: inter-club contests can be introduced and prizes can be awarded in the annual day.

Improvement needed: Some club functioning can be improved further. For example more opportunity to be given to students at music club and dance club. Organize fests on the last Open Saturday of the academic year

Best Practice 2

Career Development Programme

1. Title of the Practice

Career Development Programme

2. Objectives of the Practice

- To prepare the students to be successful in job market
- To shape the students to achieve Core Competencies to face not only local demand but also global requirements
- To build the capacity of students in soft skills namely, Aptitude, Communication, Intrapersonal and Interpersonal, Group Discussions, Interview and Presentations and Technical Skill

3. The Context

The Chief Executives of MNCs / Vibrant Corporate who rule the job market lament that more than 80% of graduates who come to them for employment are not employable for want of required skills, right temperament and needed leadership acumen. This sad state of affairs may be due to the students' socio-economic background, study in Tamil medium schools and nonexposure to current development. However, this reality is realized, of late, by all the stakeholders of higher education. To arrest this trend of increasing unemployable graduates, the Colleges especially, have to play a vital role by training the students in Soft Skills like Aptitude Skills, Communication Skills, Intrapersonal and Interpersonal, Group Discussions, Interview and Presentations and Technical Skills.

4. The Practice

Considering the mediocre level of students in studies and their insufficient potentialities, the Institution had been offering for many years Spoken English classes for all the First year and second year UG students. The college also provides Aptitude classes for Final year UG and PG students. These classes were handled by the faculty of English and Mathematics respectively with a view to strengthen the Communication Skill in English, Aptitude, Mental Ability and Reasoning Skill of the students to make them successful in getting employment. The Placement Cell of the College arranged PrePlacement Training by conducting Group Discussion, Mock-Interviews, Tests in Aptitude, Analytical and Logical Reasoning at the Final Semester of the UG and PG Programmes. Professionally trained persons in these components are invited and on week training programme is offered to all the students every semester.

5. Evidence of Success

An analysis of the feedback obtained from the UG and PG students on the usefulness and relevance of the Soft Skill courses clearly shows that they welcome this innovative step with open mind. Some of the senior UG and PG students feel this is a right step at right time taken by the college to enhance their performance in getting placements in MNCs and becoming entrepreneurs. The Placement Cell is quite satisfied with the splendid performance of students in Campus / Off Campus interviews. Some of the students, who would have been eliminated at the entry stage itself during recruitment drive, are short-listed in leading corporate organizations due to their proficiency in communicating in English and performance in Aptitude Tests.

6. Problems Encountered and Resources Required

- The expansion of this practice to all students in all semesters has made college to face the problem of shortage of professionally trained teachers to handle Skill Based Subjects. The college, therefore, entered into MoU with Professional Trainers to handle these Subjects which are supportive services to the students. The regular teachers who are not fully resourceful to handle these subjects are recharged with the assistance of Professional Trainers in a regular manner.
- Most of the students belong to first generation learners, rural areas, and Tamil medium schools. As a result, it is a problem to sustain their grasping power, concentration and interest throughout the class. The contents, teaching methodology and evaluation process and constant counseling refined these students to make this practice a fruitful one.
- Competent teachers, well prepared study materials, facilities for conducting on-line tests are the resources required for the successful implementation of this practice.

Contact Details

Name of the Principal : Dr. G. Mohan Kumar
Name of the Institution : Park College of Engineering and Technology
City : Coimbatore
Pin Code : 641659
Accredited Status : NBA & NAAC
Work Phone : 0421- 2911100, 2911200
Fax :0421 - 2334453
Website: E-mail : www.pcet.ac.in
Mobile : 9443743348